



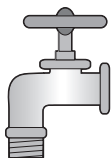
**GORILLA™**

THE STRONGEST AND LIGHTEST HOSE  
FOR **PROFESSIONAL USE**

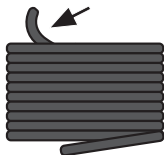
**EXTREME LITE**



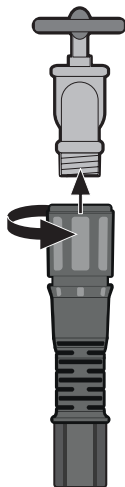
## STEP 1



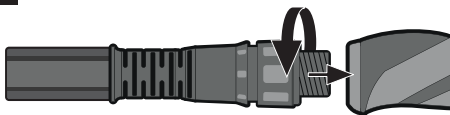
## STEP 2



## STEP 3



## STEP 4



Important safety and installation instructions. Please read and follow all warnings and instructions before using this product. Injury can result from improper use.

Thank you for your purchase of the product!

Installing your new hose is as easy as 1-2-3

## **INSTALLATION INSTRUCTIONS FOR USE:**

Step 1: Locate the water supply outlet you would like to connect your hose to.

Step 2: Remove the product from the package and completely uncoil it starting with the male end. If necessary, manually eliminate any twists.

Step 3: Attach the female end of the product to the water supply outlet by screwing the connector clockwise until firmly seated.

Step 4: If using a nozzle with the product, attach it to the male end of the hose at this time.


Step 5: Enjoy your new hose!

## **SAFETY WARNINGS**

- Our product is intended for outdoor watering applications only
- Not for hot water use
- Do not leave under pressure when not in use
- Do not leave unattended children to use the product
- Do not leave out on freezing temperatures
- Store indoors in winter
- For proper use, allow water to flush through the hose a few minutes before drinking
- Coupling protection: to avoid any kind of corrosion causing fusion between the faucet and the coupling on the hose, we suggest disconnecting and re-connecting the hose from any metal spigot a minimum of 3 times per year.

## **OPTIMUM WORKING PRESSURE & BURSTING PRESSURE**

- Optimum working pressure from 36 up to 120 psi
- Bursting pressure 450 psi

GORILLA and the  logo are trademarks of Tricam Industries, Inc. used under license.

This product is covered by several issued and pending US and international patents, design patents, and trademarks owned by FITT S.p.A. For more information, please visit [www.gorillamade.com/patents](http://www.gorillamade.com/patents).

FITT USA Inc.  
Mooresville, NC 28117  
(833) 744-2753  
[hosesupport@gorillamade.com](mailto:hosesupport@gorillamade.com)  
[www.gorillamade.com](http://www.gorillamade.com)

VERS. 08/2023